

DEVELOPMENT OF PRESCRIBING KNOWLEDGE OF JUNIOR DOCTORS IN THE FIRST YEAR AFTER GRADUATION

Erik Donker¹, D. Brinkman¹, M. Hessel, J.V. Smeden, A. Maassen Van Den Brink, B. Janssen, W. Knol, R. Goorden², L.E.J. Peeters, I. de Waard-Siebinga, G. Dumont, P. Jorens, A. Dupont, T. Christiaens, M. Richir¹, M. Van Agtmael¹, C. Kramers², J. Tichelaar¹

¹ Amsterdam University medical center, Amsterdam, The Netherlands
² Radboud University medical center, Nijmegen, The Netherlands

Conclusion

Overall prescribing knowledge of junior doctors is insufficient. This indicates a high need for educational interventions after graduation.

Introduction

Poor prescribing has negative effects on patient safety and healthcare costs.



Students lack prescribing knowledge and skills^{1,2}.



Prescribing knowledge of junior doctors, who prescribe the most, is unknown.

Objective

Investigating how the prescribing knowledge of junior doctors in the Netherlands and Flanders develops in the first year after graduation.

Methods

11 universities involved (Dutch and Flemish), 1 with the Dutch pharmacotherapy Assessment in the core curriculum.

1584 students invited between July 2016 and March 2017.

3 rounds with 35 MQCs extracted from the Dutch Pharmacotherapy Assessment database³.
T0 = around graduation
T1 = six months after graduation
T2 = one year after graduation

Results

326 junior doctors completed all three rounds.

Overall score:

T0	T1	T2
69.4% (SD 13.0)	77.1% (SD 11.4)	71.4% (SD 13.8)

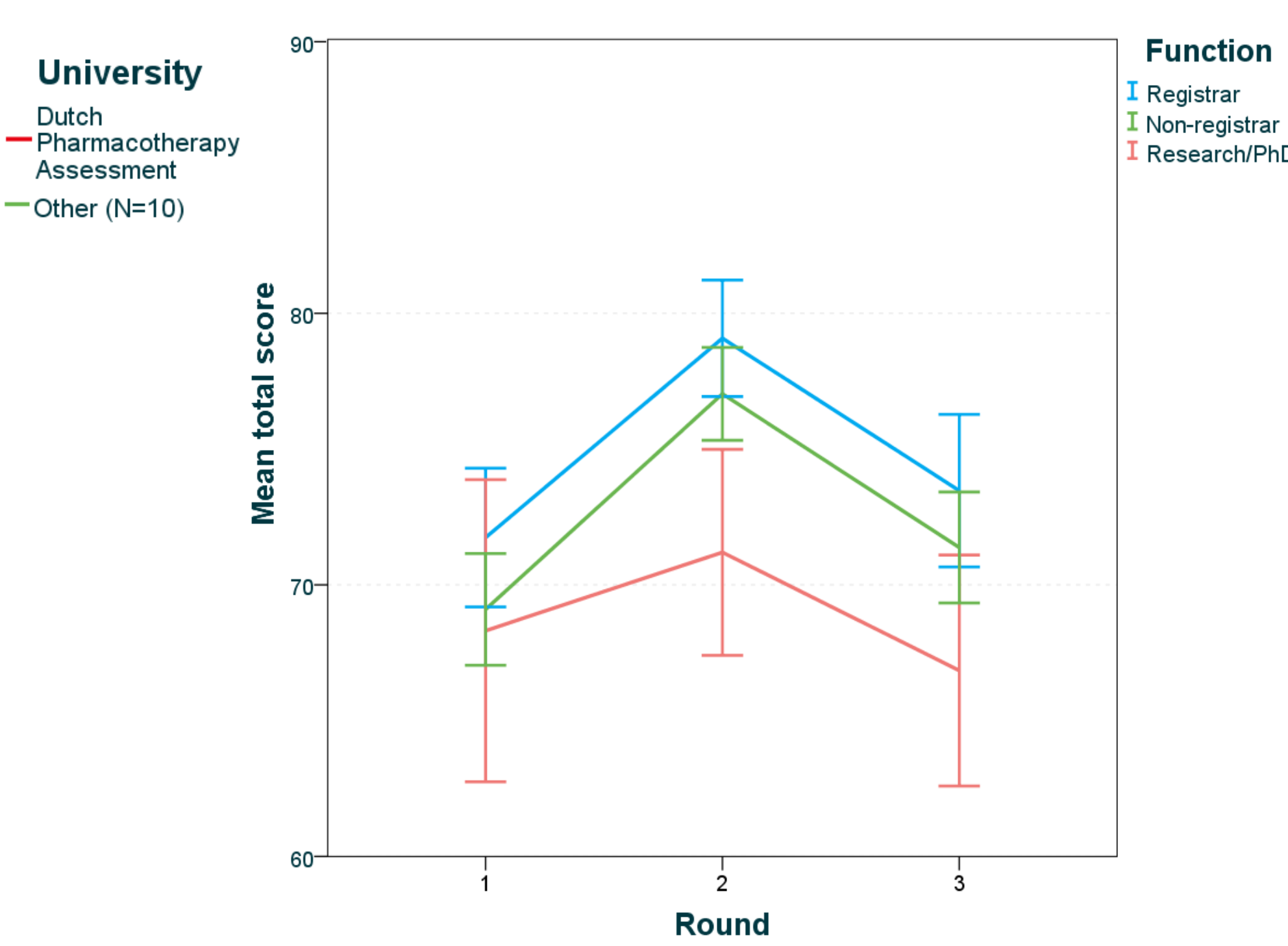
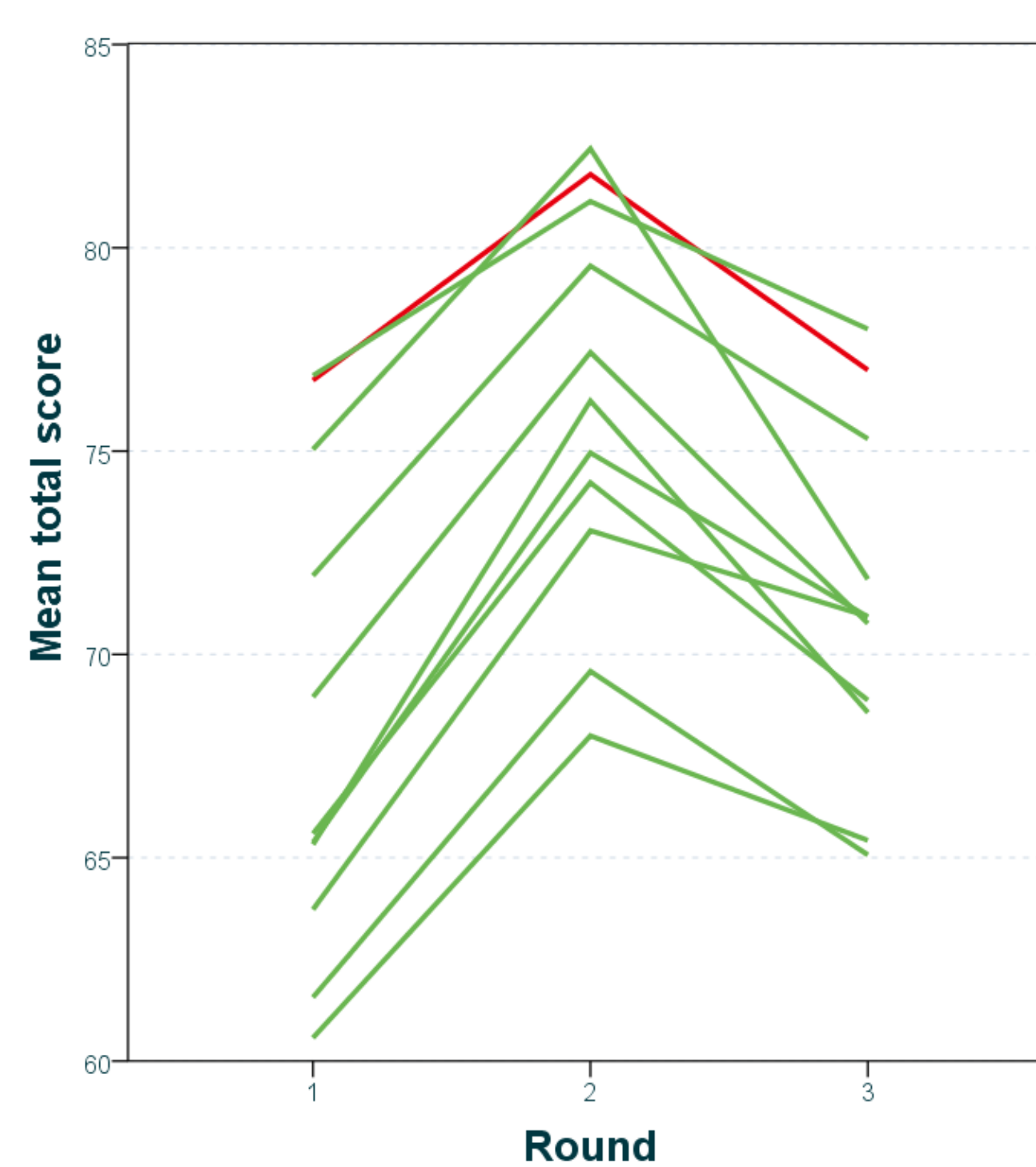
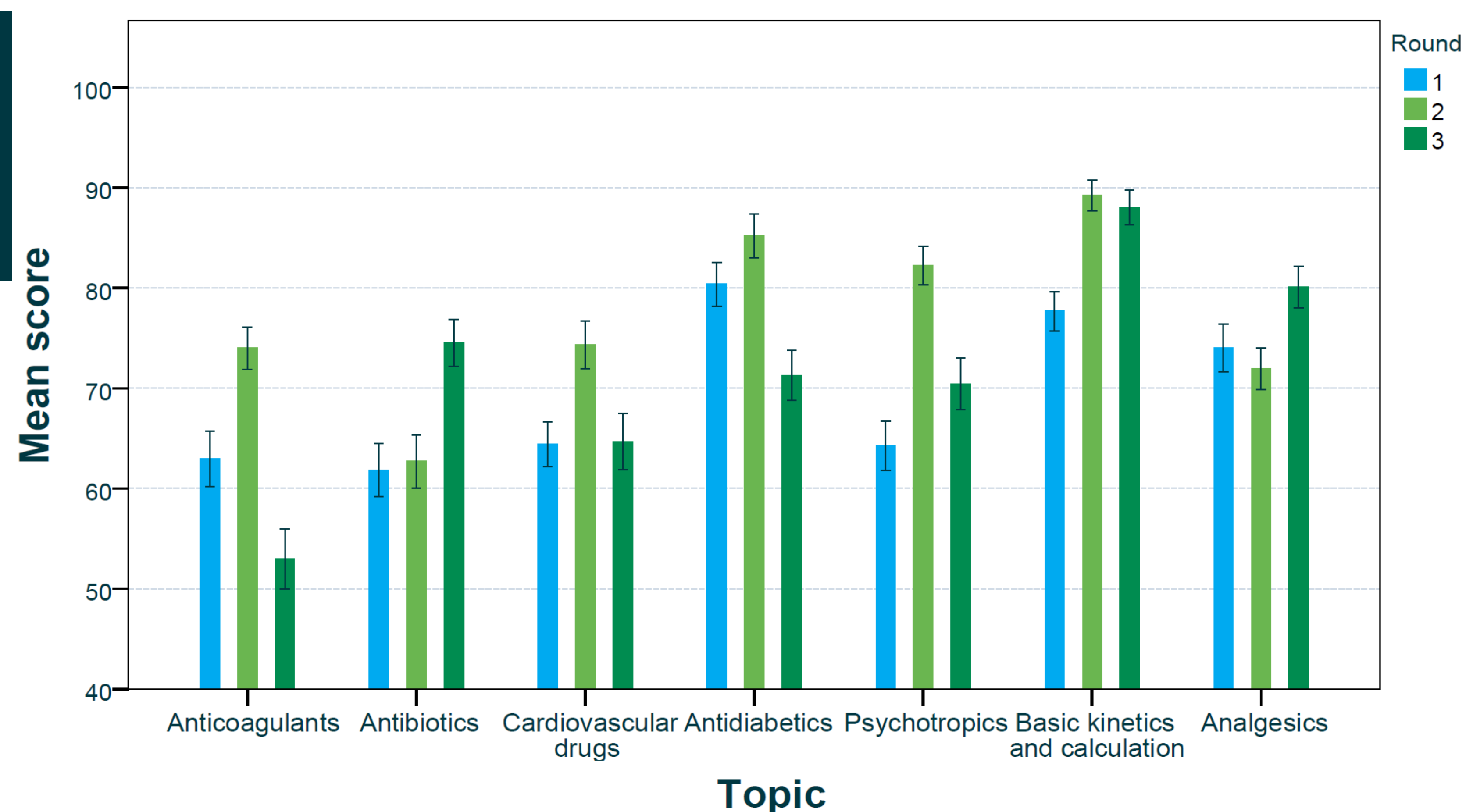
T0 vs T1, T0 vs T2, T1 vs T2 all $p < 0,001$

% of passed junior doctors (= score > 85%)

T0	T1	T2
17% (=54)	27% (=87)	20% (=64)

References

1. Brinkman DB et al. Br J Clin Pharmacol 2018;84(4):615-635
2. Brinkman DB et al. Clin Pharmacol ther 2017;101(2):281-289
3. Kramers K et al. Br J Clin Pharmacol 2017;83(8) 1860-186



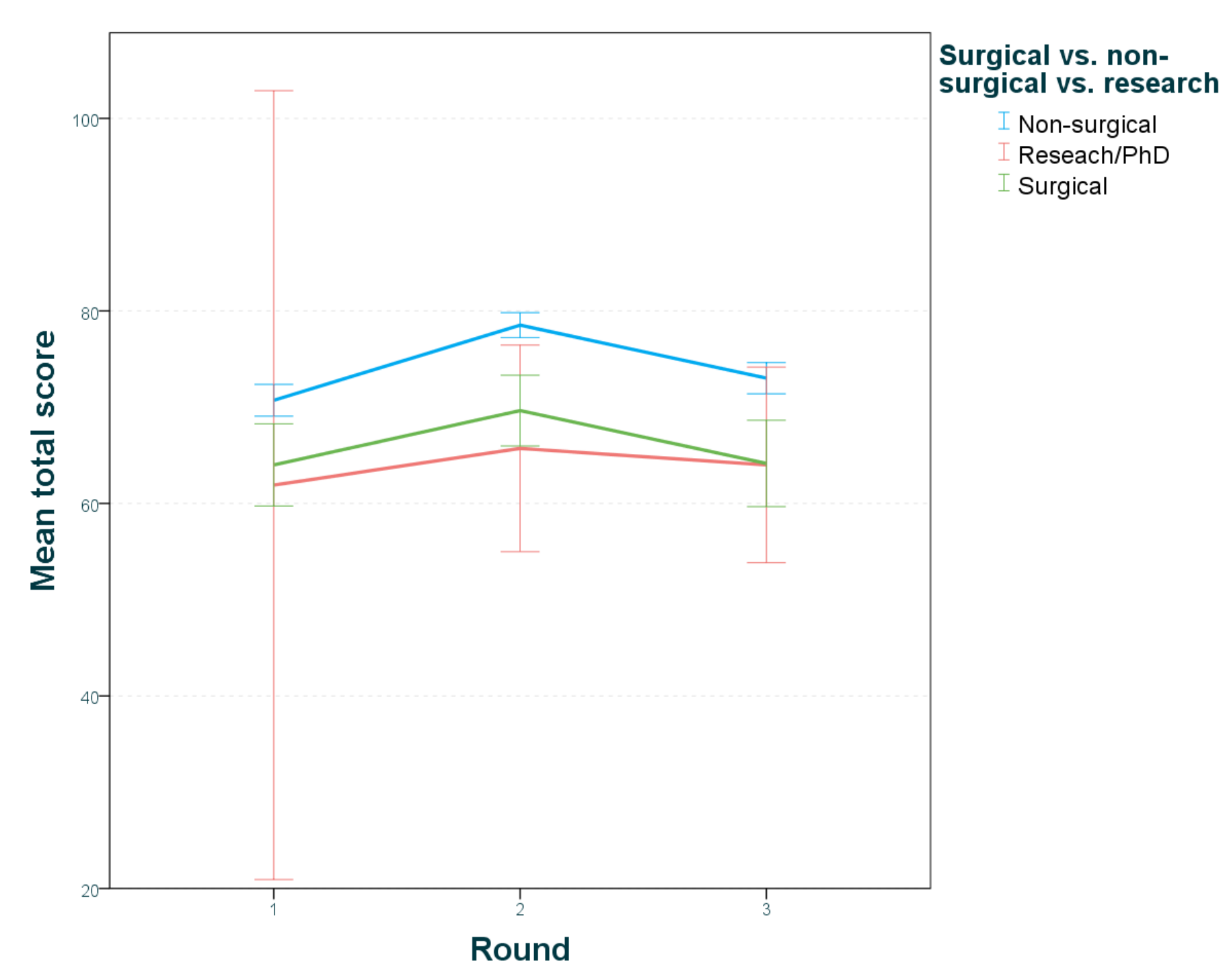
University with Dutch Pharmacotherapy Assessment

Round 1: scored significant better on overall knowledge than 8 other universities (range 4,8%-16,2%).

Round 2: scored significant better on overall knowledge than 5 other universities (range 6,8% - 13,8%).

Round 3: scored significant better on overall knowledge than 6 other universities (range 6,1% - 11,9%).

Both registrars and non-registrars have significant better overall knowledge than researchers in round 2 and 3.



Non-surgical junior doctors have significant more knowledge than surgical junior doctors and researchers.